





INTERNAL GRILLES & AIRBRICK COWLS

INSTALLATION ADVICE

For sustaining airflow and reducing draughts



-  Manufactured to BS EN ISO 9001 and BS EN ISO 14001
-  Meets all relevant British standards
-  Satisfies all NHBC requirements
-  Complies with all relevant Building Regulations

1.

Internal grilles should be positioned over the internal opening of the cavity sleeve and fixed to the wall using screws and wall plugs.

2.

External cowls are positioned over the face of the airbrick and fixed to the wall using screws and wall plugs. The opening of the cowl should face down towards the ground.

3.

Never block or restrict the flow of air through these ventilators. The louvre grilles have no insect screen fitted - in order to comply with British Gas requirements.

4.

Use open louvre grilles when ventilating a gas or heat producing appliance - never use hit & miss grilles in such situations.

Scan or click to view the product datasheet

