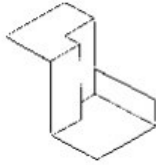


# Purpose Made Cavity Trays


Special made to measure damp proof course units for dpc applications



Threshold trays



Corner / column stopends



## Use

- Wherever DPC is used to form a horizontal cavity tray
- To substitute the cutting, moulding and sealing of a DPC when forming cavity trays, angles, stop ends and column cloaks

## Features and Benefits

- One piece seamless mouldings eliminate the need for site fabrication to prevent errors through poor workmanship
- Tailor-made to order - manufactured to suit exact customer requirements with delivery to site usually within 10-14 working days
- Easy to handle, flexible, tough, durable and puncture resistant
- Fully compatible with all Timloc DPC and cavity tray systems
- Can be used for multi-storey or high loading applications - will not extrude under loads up to the point of compressive failure of wall
- Wide range of standard components with special, tailor-made accessories also readily available

## Quality

- Manufactured to BS EN ISO 9001 and BS EN ISO 14001
- Design principals comply with all relevant Building Regulations and relevant British Standards

## Material and Colour Choice

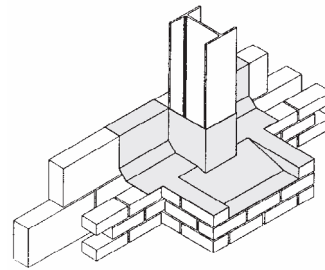
- Vacuum formed in 2mm medium density polyethylene
- In line heat bending in 2mm polypropylene
- Available in black only

## Products in the Range

- Cavity trays for brick support systems
- Pier, column and corner cloaks
- Threshold trays
- Change of level units
- Stop end and junction cappings
- Radius units
- Ring beam cavity tray systems
- Parapet cavity tray systems

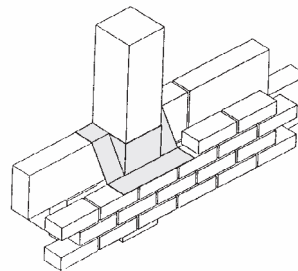
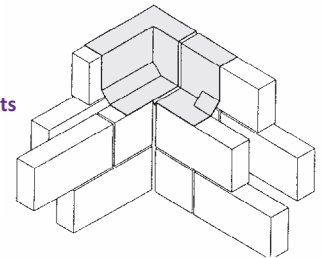
## Installation Advice

- As with all DPC systems, purpose made units should always be bedded on to fresh mortar, never dry bedded. The masonry laid over the DPC and purpose made unit should also be bedded on to fresh mortar so that the DPC system is approximately half way through the thickness of the mortar joint
- Continuation of DPC must be lapped on to the purpose made unit by a minimum of 100mm
- All lapped joints must be fully sealed with jointing tape (not all units are supplied with jointing tape attached). It is essential that the jointing surfaces are clean and dry or the jointing surfaces will not seal correctly
- All DPC items should be installed to relevant codes of practice



Pier and column cloaks

Corner expansion joints



Straight column cloaks

## How to Order

Cavity trays are made to order, so please supply full construction details. Ideally these will include a fully dimensioned drawing.

## Bill of Quantity

F30 Accessories/sundry items for brick/block/stone walling  
Clause

385 | PREFORMED DPC / CAVITY TRAY JUNCTION CLOAKS / STOPENDS

- Manufacturer: **Timloc Building Products, Timloc House, Ozone Park, Howden, East Yorkshire, DN14 7SD. T: 01405 765567 W: www.timloc.co.uk**
- Type(s) and location(s): Preformed made to measure Cavity tray to be designed to fit around non standard bespoke applications, such as columns, wind posts, corners, lintels etc
- Seal all laps with dpc and/or cavity trays using adhesive/mastic in accordance with manufacturers recommendations to ensure a fully watertight installation.
- Reference: **Timloc Purpose Made Cavity Trays**
- Types shown on drawings.