

THERMO-LOC

FR60

60-MINUTE FIRE RATED CAVITY CLOSER

DATASHEET

Fire rated barriers for eliminating damp and cold bridging around doors, windows and sills

Use

- To close the cavity at external doors, window jambs and sills.
- To provide thermal insulation and prevent 'cold bridging.'
- To provide a DPC at external doors, window jambs or sills.
- 60 minutes fire rating and minimum 15 minutes insulation.
- Suitable for cavities up to 150mm.
- Suitable for masonry walls.

Features & Benefits

- Provides an effective DPC and thermal barrier between frame, inner and outer wall leaf
- Thermal conductivity of 0.036W/mK
- Exceeds the minimum thermal resistance path of 0.45m²K/W stipulated in 'Part L' accredited construction details
- Rigid profile extrusion allows both first and second fix
- Suitable for all frame and sill positions (see Fig.1)
- Durable and resistant to decay
- Insulation option to suit your requirements both thermal and fire rated
- Global warming potential of zero
- Ozone depletion potential of zero
- Available fully rebated - Check reveal (single flange) (see Fig.2).

Quality


- BBA approved.
- Independently tested by Warringtonfire.
- Satisfies NHBC Standards.
- Manufactured to BS EN ISO 9001 and BS EN ISO 14001.
- Complies with Building Regulation Approved Documents C, B, L1 & L2.
- Complies with 'Part L' accredited construction details.
- Complies with the Scottish Building Standards 'Technical handbook.'
- Satisfies BRE document 'Thermal insulation: avoiding risks.'
- Meets all relevant British Standards.

Material & Colour

- Rigid profile extruded in grey UPVC.
- Supplied in 2.4 metre lengths.
- Standard cavity options available 50mm - 150mm.
- Rockfibre mineral wool (FR) insulation 0.036W/mk.
- Polyethylene bag encapsulates insulation for moisture protection.

How to Order


- Establish the cavity width and select the correct cavity barrier width, or the next size up to ensure the cavity can be closed.
- In jamb and sill applications, first estimate the total length of cavity barrier required, then order the correct number of individual 2.4 metre lengths so limiting joint pieces.
- Fixing ties are available for secure fixing if required (particular attention around door openings). Allow for ties fitted at 450mm centres.



150mm Profile

Product Dimensions

Single Profile | 50mm - 100mm cavities



Single Profile | 105mm - 150mm cavities



Fig.1 Flush jamb

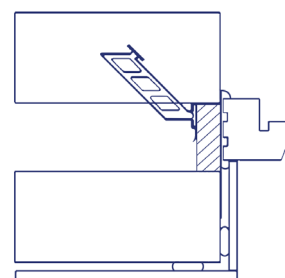
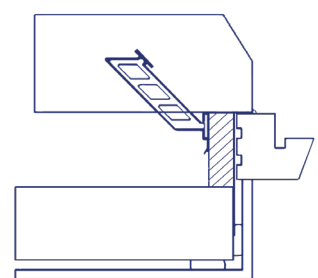
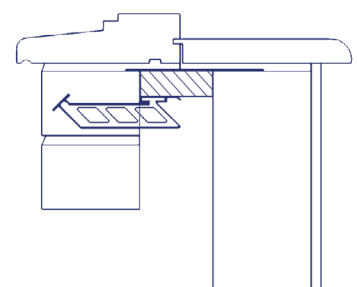


Fig.2 Fully rebated check reveal



Sill detail



Cavity barriers for fully rebated / check reveals also available

Technical Considerations

- BRE Document 'Thermal insulation: avoiding risks' and Robust Details stipulate: "When a window or door frame is set back behind the inner face of a dense outer masonry leaf, it should overlap an insulated closer by a minimum of 30mm for BRE exposure zones Sheltered to Severe; but fully rebated (check reveals for zones Very Severe" (see Fig.2).
- With reference to insulation, the products in this range do not use, contain or produce Urea Formaldehyde, CFC's or indeed any of the so called soft CFC's, ie. HCFC's & HFA's. They conform to the Montreal Protocol and have an ozone depletion potential of zero and global warming potential of zero.

Bill of Quantity

F30 Accessories/sundry items for brick/block/stone walling window jambs and sills

Clause 180 | CAVITY CLOSURES FOR CLOSING AROUND WINDOW & DOOR OPENINGS

- To extend not less than 150mm beyond ends of lintels/bridgings
- Manufacturer: Timloc Building Products, Timloc House, Ozone Park, Howden, East Yorkshire, DN14 7SD. T: 01405 765567 W: www.timloc.co.uk
- Reference: eg. FR60/50 (Thermo-loc FR60, 2.4m, 50mm cavity).
- Accessories: Fixing ties available, 6 No. per 2.4m cavity barrier.

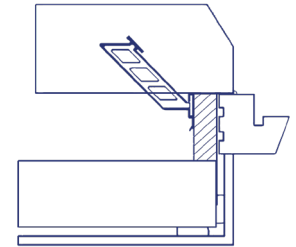
Installation Advice

- Can be used in both first and second fix applications
- Cut the cavity closer into required lengths allowing the jamb section to overlap the sill section and to butt the underside of the lintel
- In first fix application the cavity barrier should be nailed to the jamb/sill of the door or window frame and the whole assembly built in as work proceeds. Alternatively the barrier can be built in sections using fixing ties as work proceeds.
- For second fix applications, the cavity barrier is pushed into the open cavity after building work is complete. The compressible nature of the exposed insulation material is used to create a friction fit in the cavity, secure nail fixing is required.
- Joining 'off cut' sections should not be carried out for the FR range

Product Codes

Product Code	Description	Cavity Width	Length	Colour	Pack Quantity
FR60/50	Thermo-loc FR60	50mm	2.4m	Red	5
FR60/100	Thermo-loc FR60	100mm	2.4m	Red	5
FR60/125	Thermo-loc FR60	125mm	2.4m	Red	5
FR60/150	Thermo-loc FR60	150mm	2.4m	Red	5
FR60/CR50	Thermo-loc FR60 CR	50mm	2.4m	Red	5
FR60/CR65	Thermo-loc FR60 CR	65mm	2.4m	Red	5
FR60/CR75	Thermo-loc FR60 CR	75mm	2.4m	Red	5
FR60/CR90	Thermo-loc FR60 CR	90mm	2.4m	Red	5
FR60/CR100	Thermo-loc FR60 CR	100mm	2.4m	Red	5
FR60/CR125	Thermo-loc FR60 CR	125mm	2.4m	Red	5
FR60/CR150	Thermo-loc FR60 CR	150mm	2.4m	Red	5
CCFIX	Fixing ties - 100 pack	-	-	White	100

Fig. 2
Fully rebated (check reveal)



Staggered jamb

At least 30mm overlap to window frame

