


# ROOFLINE

by **timloc**

## Universal Slate Ventilator

Ideal for new build and existing roof applications



### Use

- For replacement of one normal roof slate to provide a ventilator
- Ventilating a roof space at low level or high level
- Connection to mechanical extraction from kitchen/bathrooms
- Ventilation outlet for soil vent pipe
- Roof pitches over 22.5°

### Features and Benefits

- Free vent area of 10,000mm<sup>2</sup>
- Suits slate sizes 610mm x 305mm or 510mm x 255mm
- Inconspicuous low hood design
- Can be combined with pipe adaptor kit to enable connection of 110mm soil vent pipe and/or mechanical extractor

### Quality

- Satisfies all NHBC requirements
- Manufactured to BS EN ISO 9001 and BS EN ISO 14001
- Complies with all relevant Building Regulations
- Meets all relevant British Standards

### Material and Colour Choice

- Manufactured from polypropylene
- Available in black only

### Products in the System

#### Slate ventilator - 4001

- Provides free vent area of 10,000mm<sup>2</sup>.

#### Pipe adaptor kit - 4101

- Fits to the underside of the slate vent to allow a standard
- 110mm soil vent pipe to be connected, kit includes pipe adaptor, 0.5mtr flexible PVC pipe and fixing tie.

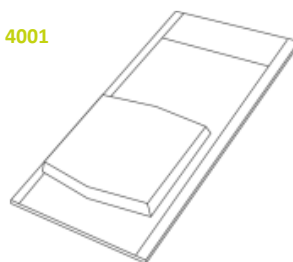
#### Pipe adaptor only - 4102

#### Flexible PVC pipe (0.5m long) only - 4103

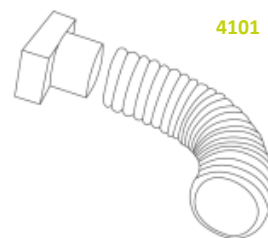
### Installation Advice

- When fixed at 1 metre centres and at a minimum of 1 metre up from the eaves, a ventilation property equivalent to a 10mm continuous air gap is achieved
- Use product as supplied for the larger slate option (610mm x 305mm)
- Cut product along guide lines for smaller slate option (510mm x 255mm)
- The ventilator replaces one normal slate
- The two roof slates directly beneath the ventilator must be cut to accommodate the felt penetration sleeve on the rear of the slate vent (cut away the minimum possible to achieve a tight fit using the slate ventilator as a template)
- Cut an X into the felt 200mm x 105mm at the point of the felt penetration sleeve, fold up/outwards the four triangular flaps to form an aperture 200mm x 105mm which will accommodate the sleeve, nail the top flaps over the battens
- Position the vent and nail into the batten through the nail slots provided
- Secure the front of the vent using a copper disc rivet
- Connect pipe adaptor kit to underside of slate vent if required

4001



4101



### Bill of Quantity

#### G20 Carpentry/Timber Framing/First Fixing

#### Clause

900^ EAVES SOFFIT VENTILATION

- Manufacturer: Timloc Building Products, Timloc House, Ozone Park, Howden, East Yorkshire, DN14 7SD. Tel: 01405 765567 Web: www.timloc.co.uk
- Product Reference: 4001
- Type: Universal Slate Ventilator (610mm x 305mm)
- Colour: Black
- Airway: Provide the equivalent of a continuous opening of not less than 10mm for the full length of eaves.
- Optional Accessories: e.g. 4101 Pipe Adaptor Kit (Black)

### Product Codes

Description	Colour	Effective Free Area	Product Code
Slate ventilator	Black	10,000m <sup>2</sup>	4001
Pipe adaptor kit	Black		4101
1m pipe adaptor only	Black		4102
Flexible PVC pipe only	White		4103