

DATASHEET

Products allowing a complete horizontal cavity tray system to be formed

Use

- Wherever DPC is used to form a horizontal cavity tray.

Features & Benefits

- One piece seamless mouldings eliminate the need for site fabrication to prevent errors through poor workmanship.
- Easy to handle, flexible, tough, durable and puncture resistant.
- Can be used for multi-storey or high loading applications - will not extrude under loads up to the point of compressive failure of wall.
- Wide range of standard components with special, tailor-made accessories also readily available.

Quality

- Satisfies all NHBC requirements.
- Manufactured to BS EN ISO 9001 and BS EN ISO 14001.
- Complies with all relevant Building Regulations.
- Meets all relevant British Standards.

Material & Colour

- Moulded in 2.0mm thick medium density polyethylene. They do not contain any pitch, tar or bitumen.
- Available in black only.

Products in the Range

Corner units

- For use where a cavity tray must turn the corner of a building.

Change of level units

- For use where the cavity tray steps up or down along its run.

Stopend units

- For sealing off the ends of the cavity tray at its start and finish.

Jointing tape

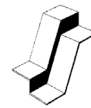

- For sealing lapped joints in the DPC or for sealing the DPC on to the accessories.

Joint supports

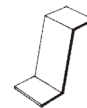
- For fitting below lapped joints in the DPC to provide support and allow the jointing tape to be sealed correctly.

How to Order

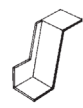
- State the wall construction, cavity width and the rise which is required across the cavity
- If you need a special, tailor-made accessory - please supply a dimensioned sketch detailing your requirements



Change of level unit



Joint support



Stopend (full height)



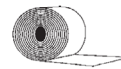
Sloping stopend (75mm high)



Multi stopend (75mm high)



Corner unit



Jointing tape

Bill of Quantity

F30 Accessories/sundry items for brick/block/stone walling 380 | PREFORMED DPC/CAVITY TRAY JUNCTION CLOAKS/STOPENDS

- Manufacturer: Timloc Building Products, Timloc House, Ozone Park, Howden, East Yorkshire, DN14 7SD. T: 01405 765567 W: www.timloc.co.uk
- Type(s) and location(s): Preformed stopend units to be positioned at the start and finish of a run of cavity trays.
- Seal all laps with dpcs and/or cavity trays using adhesive/mastic in accordance with manufacturer's recommendations to ensure a fully watertight installation.
- Reference: 9000 Stopend Unit (RH/LH)
- Cavity Rise: (150mm or 225mm)
- Cavity Width: (50mm, 75mm and 100mm)

Installation Advice

- As with the DPC, accessories should always be bedded on to fresh mortar, never dry bedded. The masonry laid over the DPC should also be bedded on to fresh mortar so that the DPC is approximately half way through the thickness of the mortar joint
- DPC must be lapped on to the accessory by a minimum of 100mm
- All lapped joints must be fully sealed with jointing tape. It is essential that the jointing surfaces are clean and dry or the jointing tape will not seal correctly

Product Codes

Built in at 150mm rise

Description	Handing	Product Code To suit clear cavity widths of:		
		50mm	75mm	100mm
Stop end units - full height	RH	9010	9012	9014
Stop end units - full height	LH	9011	9013	9015
Stop end units - 75mm high (sloping)	RH	9045 †	9047 †	9049 †
Stop end units - 75mm high (sloping)	LH	9046 †	9048 †	9050 †
Stop end units - 75mm high	Multi	9024	9024	9024 †
Corner units	-	9001	9002	9003
Joint supports	-	9026 †	9027	9028
Change level unit - 75mm step	Multi	9060 †	9063 †	9066
Change level unit - 150mm step	Multi	9061 †	9064 †	9067
Change level unit - 225mm step	Multi	9062 †	9065 †	9068
Gastite sealing tape 15m x 100mm	-	GTAPE01	GTAPE01	GTAPE01

Built in at 225mm rise

Description	Handing	Product Code To suit clear cavity widths of:		
		50mm	75mm	100mm
Stop end units - full height	RH	9018 †	9020 †	9022
Stop end units - full height	LH	9019 †	9021 †	9023
Stop end units - 75mm high (sloping)	RH	9051	9053 †	9055 †
Stop end units - 75mm high (sloping)	LH	9052	9054 †	9056 †
Stop end units - 75mm high	Multi	9024	9024	9024
Corner units	-	9004	9005	9006
Joint supports	-	9030 †	9031 †	9032
Change level unit - 75mm step	Multi	9070	9073	9076
Change level unit - 150mm step	Multi	9071	9074	9067
Change level unit - 225mm step	Multi	9072	9075	9078
Gastite sealing tape 15m x 100mm	-	GTAPE01	GTAPE01	GTAPE01