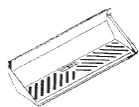
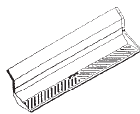


Inter-loc Horizontal Cavity Trays

Preformed horizontal cavity tray system for **new build and existing walls**



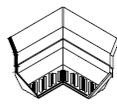
Existing build
horizontal tray IL2/E




New build
horizontal tray IL4



New build
external corner EXT90



New build
internal corner INT90



Use

- At the abutment of a flat roof with a cavity wall
- At the abutment of a lean-to or mono pitch roof with a cavity wall
- Over concrete ring beams
- Over airbricks, cavity liners, ducts, meter boxes, etc.
- On external walls - not exceeding 102.5mm in thickness - built from standard brickwork, blockwork or stone
- Clear cavity widths of between 50mm-125mm

Features and Benefits

- Fits all clear cavity sizes up to 125mm
- Suitable for brick, block and stone wall construction (cutting of masonry may be required)
- 150mm high back upstand exceeds minimum requirements of NHBC
- Angled section between cavity
- Interlocking mechanism for joining tray lengths to eliminate tray jointing
- Built to brick bonding lengths for ease of use
- Angled section between cavity tray base and rear upstand automatically sheds water to the outer leaf
- Built independent to the inner leaf will enable inner and outer leaves to be built independently, if required
- Available in two lengths: 4 brick for general use and 2 brick for reducing waste when making up a run of cavity tray to the required length
- The system is available upon request with pre-applied polystyrene strips. Polystyrene is much easier to rake out than mortar and offers a visual locator of the cavity tray so aiding the installation of post fitted lead work. This may incur additional charge.

Quality

- Satisfies all NHBC requirements
- Manufactured to BS EN ISO 9001 and BS EN ISO 14001
- Complies with all relevant Building Regulations
- Meets all relevant British Standards

Material and Colour Choice

- Horizontal Inter-loc units are injection moulded in 2mm polypropylene
- Accessories are vacuum formed in 2mm medium density polyethylene
- Available in black only

Products in the Range

Horizontal Inter-loc cavity trays

The main cavity tray component. Sections join together by means of a lapped interlocking joint, to form the main cavity tray run. Water is gathered by the cavity tray and is discharged from the wall through a series of weep holes - one weep hole per Inter-loc tray is required (1143 or Invisiweep).

Corner units

Allows the integrity of the main cavity tray run to be maintained when it is necessary to turn a corner on a building. Available in either external or internal format.

Stopends

Fitted at the start and finish of the cavity tray run to seal off the open ends and prevent water running back into the cavity.

Installation Advice

- Each component is available to suit cavity widths of either 50-125mm
- Weep holes must be provided in every cavity tray to comply with Building Regulation requirements. These can be formed by installing a purpose made Timloc plastic wall weep unit (1143 or Invisiweep)
- Each Inter-loc cavity tray fits to the next by means of a lapped interlocking joint, as work proceeds while working from right to left
- With rigid pre-formed cavity trays such as the Inter-loc system it is not necessary for the cavity tray to span all the way across the cavity. As long as the cavity tray stands back from the rear face of the external wall and projects back into the cavity far enough to intercept drips falling from the wall ties, then it will perform effectively

Contact Timloc Technical department for installation guidance.

Inter-loc Horizontal Cavity Trays

Preformed horizontal cavity tray system for new build and existing walls

Free cavity tray specification and scheduling service

Contact Technical on 01405 782 769

How to Order

- To calculate quantities divide the overall length of the cavity tray run by .225 (representing one brick and joint) to give number of bricks required then divide by 2 for IL2 or 4 for IL4 to give tray quantity. Always round up to the next tray because excess length can be cut away
- Please use stopends if the cavity tray has to be cut down to suit the project
- Stopends will not be required when the cavity tray run is built within the body of the building i.e. bay windows. For this application the integrated stopend can be built into the next available joint projecting past the abutting roof
- Contact our Technical department for pricing and assistance

Bill of Quantity

F30 Accessories/sundry items for brick/block/stone walling Clause

370 | PREFORMED CAVITY TRAY / ACCESSORIES

- Manufacturer: Timloc Building Products, Timloc House, Ozone Park, Howden, East Yorkshire, DN14 7SD. T: 01405 765567 W: www.timloc.co.uk
- Type(s) and location(s): Cavity tray supplied to be installed over horizontal abutments on new build applications, ring beam systems, airbricks, cavity liners, meter boxes, ducts etc.
- Build in carefully in accordance with manufacturer's recommendations to ensure a fully watertight installation.
- Reference: e.g. Inter-loc 4 Horizontal Tray (4 – Brick Long)
- Optional Accessories: e.g. Inter-loc Internal Corner Tray

Bill of Quantity

F30 Accessories/sundry items for brick/block/stone walling Clause

370 | PREFORMED CAVITY TRAY / ACCESSORIES

- Manufacturer: Timloc Building Products, Timloc House, Ozone Park, Howden, East Yorkshire, DN14 7SD. T: 01405 765567 W: www.timloc.co.uk
- Type(s) and location(s): Cavity tray supplied to be installed over horizontal abutments on new build applications, ring beam systems, airbricks, cavity liners, meter boxes, ducts etc.
- Build in carefully in accordance with manufacturer's recommendations to ensure a fully watertight installation.
- Reference: e.g. Inter-loc 2 (E) Horizontal Tray (2 – Brick Long)
- Optional Accessories: e.g. EXT90 (E) External Corner 90 Degree

Product Codes

New build applications

Inter-loc system horizontal cavity trays

Description	Effective Length	Product Code
Inter-loc horizontal tray	4 brick/900mm	IL4
Inter-loc horizontal tray	2 brick/450mm	IL2
External 90° corner	1 brick/220mm	EXT90
Internal 90° corner	1 brick/220mm	INT90
External 135° corner	330mm	EXT135
Internal 135° corner	150mm	INT135
Stopend RH		SERH
Stopend LH		SELH

Product Codes

Existing applications

Inter-loc system horizontal cavity trays

Description	Effective Length	Product Code
Inter-loc horizontal tray	2 brick/450mm	IL2/E
External 90° corner	1 brick/220mm	EXT90/E
Internal 90° corner	1 brick/220mm	INT90/E
External 135° corner	330mm	EXT135/E
Internal 135° corner	150mm	INT135/E
Stopend RH		SERH
Stopend LH		SELH

For trays featuring the polystyrene strip mortar barrier insert 'P' at the end of the required product code. This may incur additional charge.